

RAVPOWER

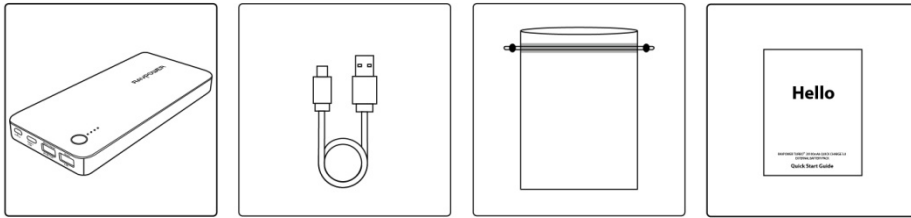
RAVPower Turbo+ 20,100 mAh External Battery Pack

USER MANUAL

Model NO.: **RP-PB043**

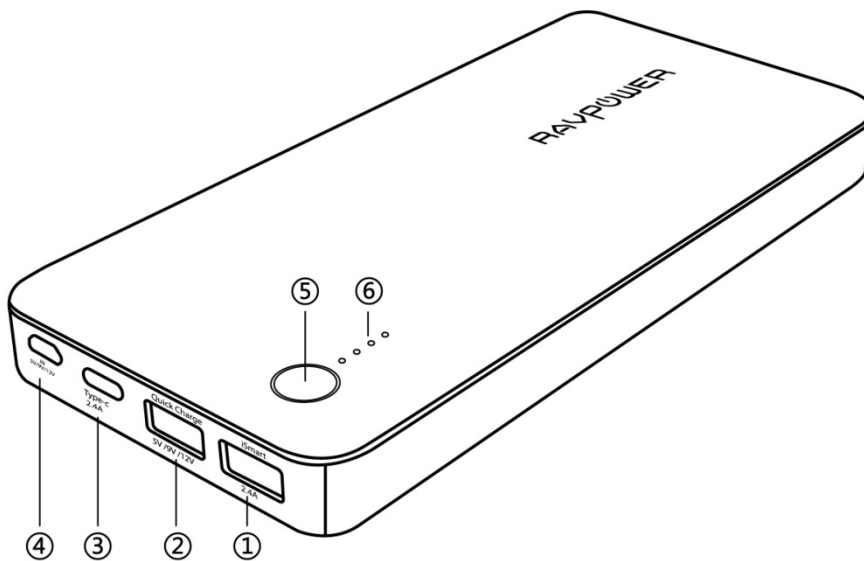
Thank you for choosing the RAVPower Turbo+ 20,100 mAh External Battery Pack. Below are a few steps to help you get started.

Package Content



- RAVPower 20,100 External Battery Pack (Model: RP-PB043)
- USB Charging Cable
- Travel Pouch
- Quick Start Guide

Product Diagram

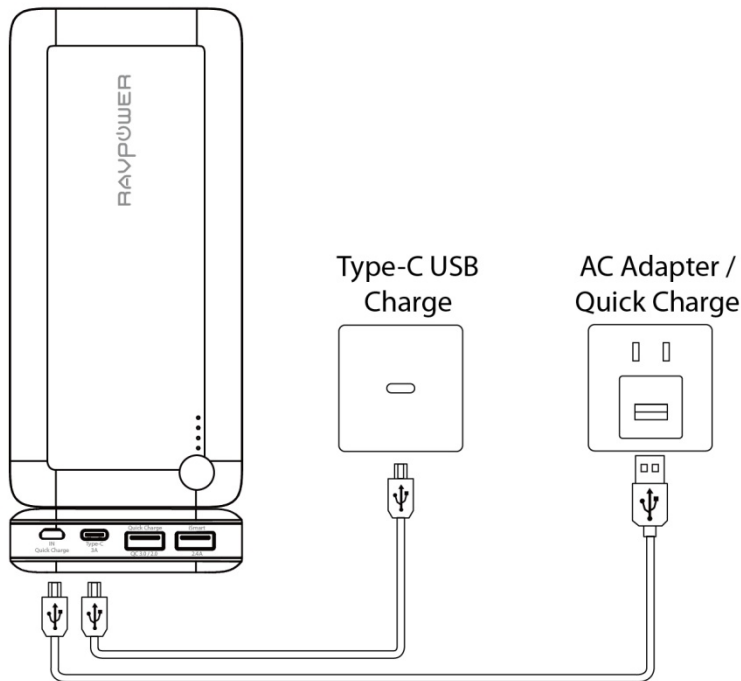


1. iSmart USB Output
2. Qualcomm Quick Charge 2.0 Port
3. USB Type-C Port (for input and output)
4. Micro-USB Input
5. Power Button
6. Battery Level Indicator

Checking Battery Level

Press the power button and the battery level indicator will show the remaining battery level. We recommend charging the battery pack if two (or fewer) LEDs are lit.

Charging the Battery Pack

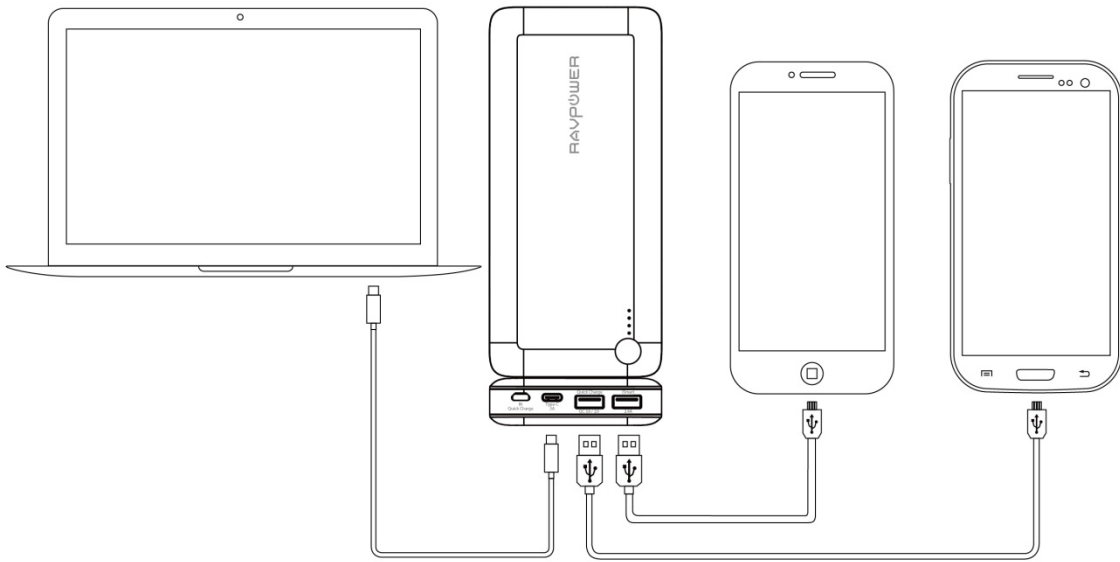


The RAVPower RP-PB043 External Battery Pack is designed to accept a variety of charging inputs.

- **Normal USB Charging:** Connect the micro-USB input port and any normal USB charger adapter.
- **Type-C Charging:** Connect the USB Type-C port with any Type-C USB charger adapter.
- **Qualcomm Quick Charging (recommended):** Connect the micro-USB port with any Qualcomm QC Charger Adapter. This is the fastest way to charge the battery pack.

Once connected, charging will start automatically with the battery level indicator indicating charging in progress.

Charging Devices



The RAVPower RP-PB043 External Battery Pack offers a variety of charging options to best match your needs.

- **Qualcomm Quick Charge:** This is for charging Qualcomm QC compatible devices, but can also be used to charge normal devices (max 2A current when charging normal devices)
- **USB Type-C:** Use the USB Type-C port to charge devices with Type-C input, such as the Apple MacBook, Chrome Pixel, or the next generation of phones and tablets.
- **iSmart USB:** This is for everything else that is not compatible with Qualcomm Quick Charge or USB Type-C. iSmart technology automatically adjusts current output to match your device.

Once connected with your device, charging will start automatically.

Check the battery level to make sure there is enough battery left for charging.

Storage

The battery pack is designed to withstand all daily tear and wear. Please keep it in a cool and dry place if not using. Fully charge the battery pack at least once every 6 months.

Disposal

The charger contains a lithium battery, which is dangerous for the environment if not treated properly. Please dispose the battery pack according to your local environmental guidelines.

Caution

- Qualcomm Quick Charge speed is only available for compatible devices
- It is normal for the battery pack to become slightly warm during charging/discharging
- Keep away from heat, moisture, and liquid
- Do not dismantle the battery pack

Technical Specifications

Model	RP-PB043
Capacity	20,100 mAh
Battery Type	18650 Lithium Cells
USB Port	5V / 2.4A
QC 2.0 Port	5V / 2A, 9V / 1.5A, 12V / 1A
Type-C Port	5V / 3A
Micro-USB Input	5V / 2A, 9V / 1.5A, 12V / 1A
Dimension	6.8 x 3.2 x 0.9 in / 17.3 x 8.1 x 2.3 cm
Weight	16.1 oz / 456 g
Certification	CE, FCC

Warranty

RAVPower products are covered by a 18 month limited warranty from the date of its original purchase. If any problems occur, please contact our support team.

We can only provide after sales service for products that are sold by RAVPower or RAVPower authorized retailers and distributors. If you have purchased your unit from a different place, please contact your seller for return and warranty issues.



NORTH AMERICA

E-mail:

support@ravpower.com(US)

support.ca@ravpower.com(CA)

Tel: 1-888-456-8468 (Monday-Friday:9:00 - 17:00 PST)

Address: 46724 Lakeview Blvd, Fremont, CA 94538

EUROPE

E-mail:

support.uk@ravpower.com (UK)

support.de@ravpower.com(DE)

support.fr@ravpower.com(FR)

support.es@ravpower.com(ES)

support.it@ravpower.com(IT)

EU Importer: ZBT International Trading GmbH, Lederstr 21a,
22525 Hamburg, Deutschland

ASIA PACIFIC

E-mail: support.jp@ravpower.com(JP)

www.ravpower.com